

Examination Results 2016–17

(Data does not include results of any re-mark requests)

Exam Changes

Over recent years the Academy's public exam curriculum has evolved away from our previous "dual system" of GCSEs, Highers and A-levels to an almost exclusively Scottish pathway. Since Session 2015–16, we have been largely following the Scottish Qualification Authority (SQA) exam system, presenting pupils in our 6ths and 7ths for a wide range of subjects at Higher and Advanced Higher. We have also migrated largely from GCSEs to the SQA's National 5 system in our 4ths and 5ths. In May 2017 our 5ths were the first year group to sit almost all of their subjects under that new system.

National 5s

At National 5, our pupils generally take 8 subjects over two years, sitting their exams in the summer of our 5ths (S4). In addition to the exams, elements of the National 5 courses are assessed in a number of other ways, these being practical work, portfolio work and assignments. It is the combination of all of these assessments that gives the final mark and grade for the National 5. The assignments vary in detail from subject to subject, but generally the work must be done in school during timetabled lessons.

GCSE

Whilst most subjects are offered at National 5, we continue to offer Art & Design and Music at GCSE (General Certificate of Secondary Education). We also present some other "minor" modern languages at GCSE on an ad-hoc basis. There are 3 different exam boards that offer GCSEs (OCR, AQA and Edexcel) and we choose the board on a subject-by-subject basis.

Highers

Most pupils in the 6ths (S5) take five Highers. In the core subjects of Mathematics and English in 6ths it is also possible to re-take exams one level below, at National 5.

Final grades in most subjects are assessed in two ways: through some kind of assignment or project (coursework) and also in a final exam in May/June. A number of 7ths (S6) pupils also take or re-take some Highers. Exams results in S5 (our 6ths) are the benchmark level nationally, and so only the results of our 6ths are shown here.

Advanced Highers

Most of our pupils will go on to take at least some Advanced Highers in 7ths: many will take three, whilst others may mix Advanced Highers with Highers. The assessment patterns are broadly similar to those at Higher with final grades based on a combination of exams in May alongside an assignment. The assignment is undertaken as an integral part of the course and should be completed by Easter. The style of assignment varies across subjects, and could take the form of a case study, a practical activity, a performance, a portfolio or a dissertation. High-order skills are required and pupils will need to show initiative and independence in research, planning, analysing and evaluating sources prior to producing a written dissertation or report. These skills are clearly a valuable preparation for life beyond school.

A-Levels and AS-Level (Advanced Subsidiary)

In broad terms, the AS is equivalent to the Higher but is part of the English GCE scheme.

The AS is a stand-alone qualification, and is an important stepping stone to the A-level. AS assessments will be undertaken in summer of Sixths, followed by the main A-level assessment in summer of Sevenths.

We now offer A-levels only in Art & Design as part of our timetabled curriculum. We also offer AS and A-levels on an ad-hoc basis for native speakers in "minor" modern languages not available in the SQA system.

Advanced Highers Results 2016–17

	A	B	C	D	NA	Total	A%	AB%	ABC%
Biology	0	5	2	0	0	7	0	71	100
Business Mgt	1	3	2	0	1	7	14	57	86
Chemistry	3	5	0	0	0	8	38	100	100
Drama	0	0	0	1	0	1	0	0	0
Economics	2	0	0	0	0	2	100	100	100
English	6	1	2	0	0	9	67	78	100
French	4	1	0	0	0	5	80	100	100
Geography	1	5	0	0	0	6	17	100	100
German	1	1	0	0	0	2	50	100	100
History	14	7	0	0	0	21	67	100	100
Italian	2	0	0	0	0	2	100	100	100
Latin	1	0	0	0	0	1	100	100	100
Mandarin	1	0	0	0	0	1	100	100	100
Maths	6	4	2	0	2	14	43	71	86
Mechanics	2	1	1	0	0	4	50	75	100
Modern Studies	3	2	0	0	0	5	60	100	100
Music	4	0	0	0	0	4	100	100	100
Physics	3	1	1	1	1	7	43	57	71
RMPS	2	1	1	0	0	4	50	75	100
Spanish	7	3	0	0	0	10	70	100	100
Whole School	63	40	11	2	4	120	53	86	95

A-level Results 2016–17

	A*	A	B	C	D	E/U	Total	%	*A%	*AB%	*ABC%
Art	3	2	2	0	3	0	10	30	50	70	70
Bengali	1	0	0	0	0	0	1	100	100	100	100
Dutch	0	0	1	0	0	0	1	0	0	100	100
Japanese	0	1	1	0	0	0	2	0	50	100	100
Whole School	4	3	4	0	3	0	14	29	50	79	79

Higher Results 2016–17 (6ths only)

	A	B	C	D	F	Tot	A%	AB%	ABC%
Biology	9	7	1	1	1	19	47	84	89
Business Mgt	4	4	4	1	1	14	29	57	86
Chemistry	16	10	4	0	0	30	53	87	100
Computing	2	0	0	0	0	2	100	100	100
Design & Manufacture	2	1	1	0	2	6	33	50	67
Economics	7	0	4	0	0	11	64	64	100
English	34	14	7	1	0	56	61	86	98
ESOL	3	0	0	1	0	4	75	75	75
French	2	5	0	0	1	8	25	88	88
Geography	10	4	5	0	2	21	48	67	90
German	2	0	0	0	0	2	100	100	100
History	14	16	4	0	0	34	41	88	100
Latin	3	0	0	0	0	3	100	100	100
Mandarin	4	0	0	0	0	4	100	100	100
Maths	27	7	1	1	1	37	73	92	95
Modern Studies	13	3	0	0	4	20	65	80	80
Music	4	0	0	0	0	4	100	100	100
Photography	0	1	0	0	0	1	0	100	100
PE	0	3	1	1	0	5	0	60	80
Physics	11	5	1	0	1	18	61	89	94
RMPS	13	7	2	0	1	23	57	87	96
Spanish	5	0	0	0	0	5	100	100	100
Whole School	185	87	35	6	14	327	57	83	94

AS Results 2016–17

	A	B	C	D	E	Tot	A%	AB%	ABC%
Art	1	3	1	1	0	6	17	67	83
Arabian	0	0	1	0	0	1	0	0	100
Bengali	1	0	0	0	0	1	100	100	100
Dutch	1	0	0	0	0	1	100	100	100
Japanese	2	0	0	0	0	2	100	100	100
Russian	2	0	0	0	0	2	100	100	100
Whole School	7	3	2	1	0	13	54	77	92

National 5 Results 2016–17 (5ths, 6ths & 7ths)

	A	B	C	D	F	Tot	A%	AB%	ABC%
Biology	29	9	6	3	3	50	58	76	88
Business Mgt	13	4	1	0	1	19	68	89	95
Chemistry	39	9	7	1	3	59	66	81	93
Computing	6	4	0	1	2	13	46	77	77
Design & Manufacture	19	5	4	1	0	29	66	83	97
Drama	2	1	1	0	0	4	50	75	100
Economics	3	6	7	0	0	16	19	56	100
English	70	12	4	1	0	87	80	94	99
French	25	6	4	3	2	40	63	78	88
Geography	34	12	1	0	0	47	72	98	100
German	10	1	3	1	0	15	67	73	93
History	28	17	3	1	0	49	57	92	98
Latin	12	0	0	0	0	12	100	100	100
Mandarin	11	0	0	0	0	11	100	100	100
Maths	54	12	6	1	7	80	68	83	90
PE	2	9	3	1	0	15	13	73	93
Physics	25	4	4	3	1	37	68	78	89
RMPS	8	2	1	0	0	11	73	91	100
Spanish	20	2	0	0	1	23	87	96	96
Prac. Woodwork	4	1	0	0	0	5	80	100	100
Whole School	414	116	55	17	20	622	67	85	94

GCSE Results 2016–17 (5ths & 6ths)

	A*	A	B	C	D	Total	%	*A%	*AB%	*ABC%
Art	1	7	10	8	0	26	4	31	69	100
Italian	1	0	0	0	0	1	100	100	100	100
Maths	0	0	1	3	1	5	0	0	20	80
Music	1	1	0	0	0	2	50	100	100	100
Portuguese	0	1	0	0	0	1	0	100	100	100
Polish	1	0	0	0	0	1	100	100	100	100
Whole School	4	9	11	11	1	36	11	36	67	97

As in previous years, the leavers from our final two year groups are moving on to a diverse range of destinations, whether in Higher or Further Education, entering the world of work or seeking adventure during a year out.

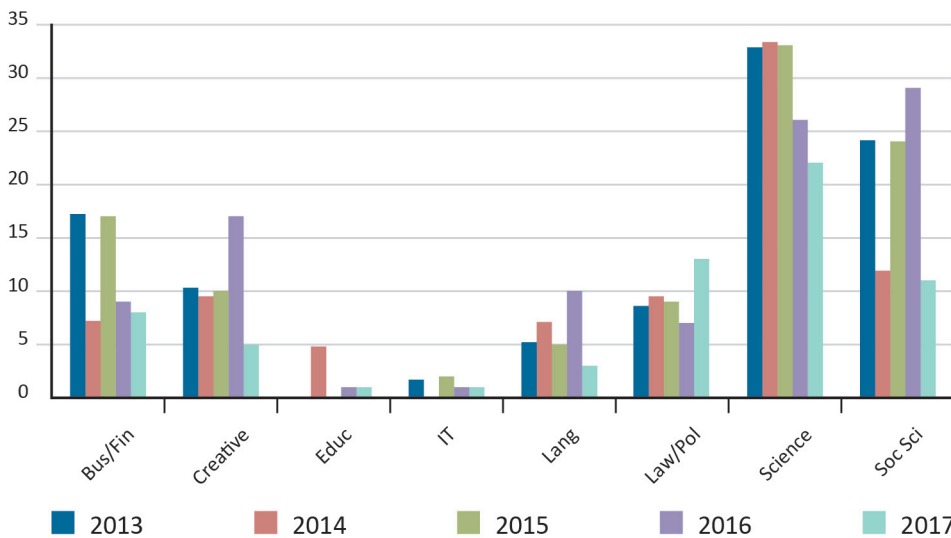
This year sees an increase to 69% of our 6th and 7th leavers going straight on to university from school and a decrease to 5% in those that are holding a deferred entry university place for 2018, which reflects the fewer deferred entry places being offered by universities. A further 10% are having a gap year and will be applying through UCAS this session. College applications, usually as a one year transition to university, were up with 9% of our leavers accepting a college place for this academic year. Overall, we expect over 95% of our leavers will be embarking upon a university

career, whether this year or next. Of those who have already secured university places 63% will be going to university in Scotland; Glasgow pipping Aberdeen as being the most popular. A further 36% of students are going to England. In addition, we also saw one candidate return to his home country of Japan and apply to university there.

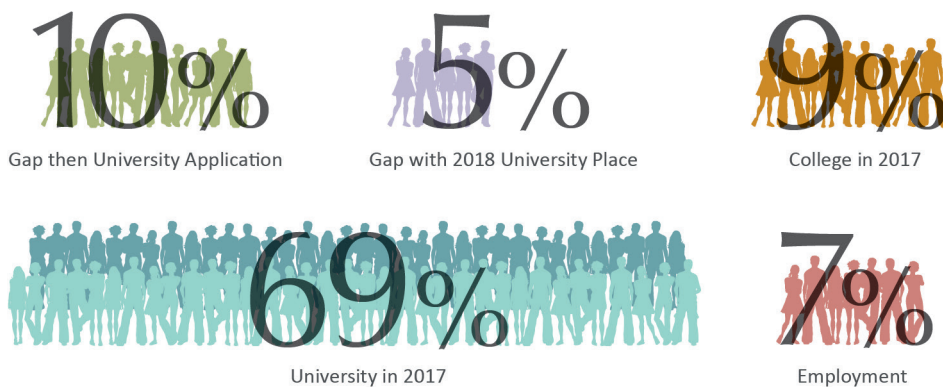
Our senior curriculum, primarily focused on Advanced Highers and Highers, continues to offer our pupils significant flexibility in their choice of university across the UK and beyond. The range of subjects which our leavers go on to study beyond school is as wide as ever and yet again we have seen a large number enrol in undergraduate courses in both the Sciences and the Social Sciences, and Law/Politics courses have seen a real upsurge.

Of those taking a year out, some are travelling and/or working overseas. Australia is again proving a popular destination as well as Europe, South Africa and North America. These experiences will provide an excellent foundation for both further education and the world of work. We have also seen pupils starting to secure alternative pathways, such as an Apprenticeship with RBS, or entering employment immediately from school.

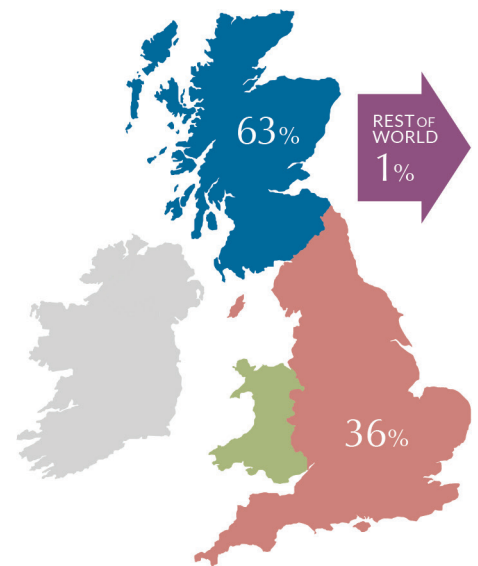
Leavers 2013–17 subject groupings at university (% per year)



Leaver destinations 2017



Destinations by country 2017



Universities by popularity for 2017 Leavers

